

Earol[®]

OLIVE OIL SPRAY

Earol[®] is a simple and effective method of softening or naturally removing ear wax and thus reducing the need for syringing, or to facilitate syringing should it prove necessary.

Earol[®] has a simple yet unique delivery system capable of delivering a discrete unit dose of olive oil into the outer ear, enhancing ease of use, reducing over application and significantly reducing spillage/mess.

Earol[®] can be used once a week as an aid to maintaining soft ear wax and healthy ears. Olive oil has been clinically proven to prevent dry skin thus reduces/soothes itching and irritation. Please read this leaflet carefully before you use Earol[®].

INSIDE THIS LEAFLET:

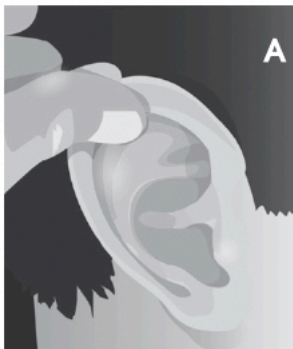
1. **Before using a new bottle of Earol[®]**
2. **Directions for use**
3. **Additional information**
4. **Warnings**

1. **Before using a new bottle of Earol[®] :**

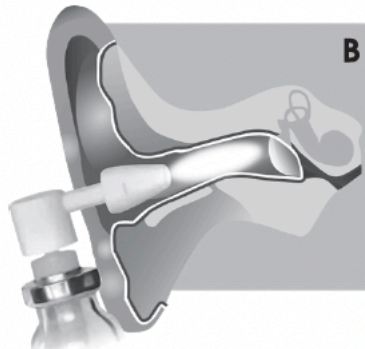
- Before using a new bottle of Earol[®], warm in palm of hand, shake well, then press the actuator down 3 or 4 times until you get a spray (see diagram B). When doing this do not point the actuator at yourself or anyone else. This procedure will prime the system and ensure the product is ready to use.

2. **Directions for use:**

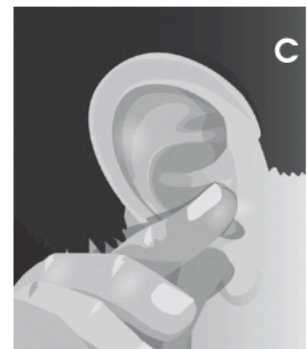
- Earol[®] is most effective when warmed in palm of hand and shaken well before use.
- Apply Earol[®] as directed by your audiologist, doctor or nurse.
- Adults or children over 12 years of age require 1 or 2 applications of Earol[®] twice daily for 4 or 5 days before consultation for wax removal.
- Earol[®] can be used for adults and for children of 1 years and above.
- Thereafter your audiologist, doctor or nurse may suggest using Earol[®] once a week as a preventative measure.
- Pull the upper ear or pinna upwards and backwards (see diagram A)
- Holding the bottle in an upright position with the nozzle placed in the ear canal depress the actuator fully 1 or 2 times (see diagram B)
- Massage gently the tragus just in front of the ear (see diagram C)
- Repeat the procedure with the other ear if necessary.
- The actuator button can be removed and rinsed in hot water after use and then seated back on the stem.



Pull the upper ear or pinna upwards and backwards.



Holding the bottle in an upright position with the nozzle placed in the ear canal and depress the actuator fully 1 or 2 times



Massage gently the tragus just in front of the ear.

Earol®

OLIVE OIL SPRAY

3. Additional information

- Patients who have a perforated ear drum or ear pain should only use the product under medical supervision.
- Earol® spray should not be used for children under 1 year of age without medical advice.
- Olive oil is a natural product and has wide daily applications. As such, no side-effects have been reported with this product or with this product interacting with other medicines. However, this product should not be used if you have a sensitivity or allergy to vegetable or mineral oils.
- There are no known harmful side-effects when using this product during pregnancy and/or breast feeding. However, you should always inform your doctor or audiologist before use.
- There are no known side-effects from over or under dosing with this product.
- If you feel you have experienced an allergic reaction, stop using this product and inform your doctor, audiologist or pharmacist immediately.

4. Warnings

- Earol® is for single patient use only.
- Always store Earol® in an upright position between 15 - 25°C.
- Dispose of the product as per Local Authority advice.
- Do not spray near naked flame.
- Remember to keep all medicines in a safe place where children cannot reach them.
- Earol® is only for use in the ear canal. Do not spray near eyes, nose or mouth.

Earol® is a class 1 medical device.



HL Healthcare Ltd,
Pure Offices, Plato Close, Tachbrook Business Park, Warwick, CV34 6WE



Advena Ltd. Tower Business Centre, 2nd Fl.,
Tower Street, Swatar, BKR 4013 Malta

Earol® is a registered trademark of HL Healthcare Ltd
Leaflet produced April 2021.



Imported and distributed by
Pharmed Limited, Unit 3 Clonmore Business Park,
Mullingar, Co. Westmeath, Ireland. N91DK59
and
Hidden Hearing Ltd, 3030 Lake Drive,
Citywest Business Campus, Dublin 24



E002-9 LAB001526