

Pessary

Clotrimazole 500mg

Read all of this leaflet carefully because it contains important information for you.

This medicine is available without prescription. However, you still need to use Canesten Pessary carefully to get the best results from it.

- Keep this leaflet. You may need to read it again.
- Ask your pharmacist if you need more information or advice.
- You must contact a doctor if your symptoms worsen or do not improve in 7 days.
- If you have any unusual effects after using this product, tell your doctor or pharmacist.

IN THIS LEAFLET

1. What is Canesten Pessary and what is it used for?
2. Before you use Canesten Pessary
3. How to use Canesten Pessary
4. Possible side effects
5. How to store Canesten Pessary
6. Further information

1. WHAT IS CANESTEN® PESSARY AND WHAT IS IT USED FOR?

Canesten Pessary is a single application for the treatment of vaginal thrush. It is inserted into the vagina for treatment at the site of infection.

Only use this product if you have been previously diagnosed by your doctor as having vaginal thrush.

The active substance in Canesten Pessary is clotrimazole. Clotrimazole belongs to a group of medicines called azoles and is an antifungal agent which fights the cause of infections such as vaginal thrush.

2. BEFORE YOU USE CANESTEN® PESSARY

Do not use Canesten® Pessary:

- If you are allergic (hypersensitive) to clotrimazole or any of the other ingredients of Canesten Pessary (see Section 6. Further Information).

- During your period as it may be less effective.

Before using Canesten® Pessary, you should see your doctor if:

- You are unsure whether you have thrush or this is the first time you have had these symptoms.
- You have had more than two infections of thrush in the last six months.
- You or your partner have ever had a sexually transmitted disease.
- You are aged under 16 or over 60.
- You have ever had an allergic reaction to Canesten or any other vaginal antifungal products.
- You have any of the following symptoms:
 - Irregular vaginal bleeding.
 - Abnormal vaginal bleeding or a blood-stained discharge.
 - Ulcers, blisters or sores of the vagina or vulva.
 - Lower abdominal pain.
 - Pain or difficulty in passing urine.
 - Fever or chills.
 - Feeling sick or vomiting.
 - Diarrhoea.
 - A foul smelling discharge from the vagina.

This is because Canesten Pessary may not be the right treatment for you.

Special precautions:

As with other pessaries, this product may reduce the effectiveness of rubber contraceptives, such as condoms or diaphragms. Consequently, you should use alternative precautions for at least five days after using this product.

Do not use tampons, intravaginal douches, spermicides or other vaginal products while using this product.

Using other medicines:

Please tell your doctor or pharmacist if you are taking or have recently taken any other medicines, including medicines obtained without a prescription.

Inform your doctor if you are taking tacrolimus (used to reduce the immune response to prevent rejection after an organ transplant).

Pregnancy:

If you are pregnant or trying for a baby, tell your doctor or midwife before using Canesten Pessary. If you have informed your doctor or midwife already, follow his/her instructions carefully.

To treat internal thrush, your doctor may recommend that you use the pessary without the help of an applicator.

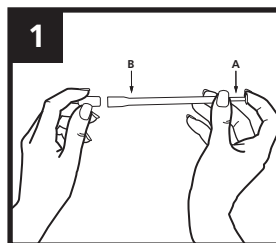
3. HOW TO USE CANESTEN® PESSARY

If Canesten Pessary has been prescribed for you by your doctor, follow any instructions he/she may have given you. If you purchased this product without a prescription, follow these directions closely:

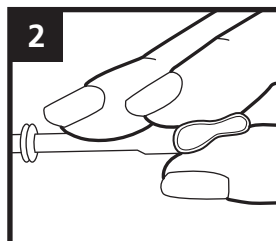
The applicator should be used to insert the pessary as high as possible into the vagina, preferably before going to sleep at night for convenient and comfortable treatment.

Wash your hands before removing the foil from the blister pack and again afterwards when you have used the applicator.

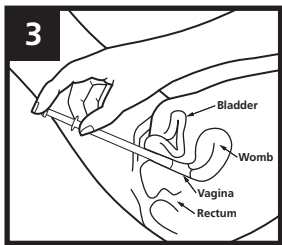
1. Remove the applicator from the packaging. Pull out the plunger A until it stops. Remove the pessary from the foil blister pack and place firmly into the applicator B.



2. To fit the pessary into the applicator, the holder of the applicator needs to be squeezed lightly at both sides. The pessary fits tightly into the applicator and needs to be squeezed into the holder to about 1cm.



3. Carefully put the applicator as deep as is comfortable into the vagina (this is easiest when lying on your back with your knees bent up). Holding the applicator in place, slowly press the plunger until it stops so that the pessary is deposited into the vagina.



4. Remove the applicator. Dispose of the applicator in a safe place, out of the reach of children. The applicator cannot be flushed down the toilet.

Since the pessary dissolves in the vagina, it may be helpful to wear a panty liner because it is quite common to notice a white chalky residue after using the pessary. This does not mean that the treatment has not worked. However, if you notice pieces of undissolved pessary, speak to your doctor or a pharmacist, as the treatment may not have worked properly. The symptoms of thrush should disappear within three days of treatment. If no improvement is seen after seven days you must tell your doctor. If the infection returns after seven days you may use one further treatment, but if you have more than two infections within six months you should see your doctor.

Canesten® Pessary is for use in the vagina only:

Do not put the pessary in your mouth or swallow it.

If the pessary is swallowed accidentally, tell your doctor straight away or contact the Accident and Emergency Department of your nearest hospital.

4. POSSIBLE SIDE EFFECTS

Like all medicines, Canesten Pessary can cause side effects, although not everybody gets them.

As with all medicines, some people may be allergic to the pessary. If you are allergic, a reaction will occur soon after you have used the medicine. If you experience an allergic reaction or the redness, burning, pain, itching or swelling get worse, stop using this product and tell your doctor straight away or contact the Accident and Emergency Department of your nearest hospital. Signs of an allergic reaction may include:

- Rash.
- Swallowing or breathing problems.
- Swelling of your lips, face, throat or tongue.
- Weakness, feeling dizzy or faint.
- Nausea.

After you use Canesten pessary you might experience:

- Itching, rash, swelling, discomfort, burning, irritation or vaginal peeling.
- Pain in the abdomen or pelvic area.

If you experience any of the above effects or react badly to the pessary in any other way not listed in this leaflet, tell your doctor or pharmacist immediately.

5. HOW TO STORE CANESTEN® PESSARY

Keep out of the reach and sight of children.

This product should be stored in the original carton.

Do not store above 25°C.

Do not use Canesten Pessary after the expiry date which is stated at one end of the carton and on the foil blister strip of the pessary. The expiry date refers to the last day of that month.

Medicines should not be disposed of via wastewater or household waste. Ask your pharmacist how to dispose of medicines no longer required. These measures will help to protect the environment.

6. FURTHER INFORMATION

What Canesten® Pessary contains:

- The active substance is clotrimazole at a strength of 500mg.
- The other ingredients are lactose monohydrate, microcrystalline cellulose, lactic acid, maize starch, crospovidone, calcium lactate pentahydrate, magnesium stearate, colloidal anhydrous silica and hypromellose.

What Canesten® Pessary looks like and contents of the pack:

Canesten Pessary contains a single white pessary held inside a foil blister pack and one applicator for insertion of the pessary into the vagina.

Marketing Authorisation Holder:

Bayer plc, Consumer Care Division
Bayer House, Strawberry Hill
Newbury, Berkshire RG14 1JA, UK.

Manufacturer:

Bayer Schering Pharma AG,
D-51368, Leverkusen, Germany.

Remember: If you have any doubts about using Canesten® Pessary correctly, seek the advice of your doctor or pharmacist.

Further information about vaginal thrush:

Vaginal thrush (candidiasis) is a common infection that most women suffer from at some time in their lives and is not caused by lack of personal hygiene.

Thrush is caused by a yeast (fungus) called Candida which lives harmlessly in the vagina and other parts of the body, without you even noticing it. However, the natural balance that keeps Candida under control can be upset by many factors such as hormonal changes (menstruation, contraceptive pill, pregnancy, menopause), poor health, antibiotics, perfumed soaps, bath additives and tight clothing.

If the natural pH balance is altered, the level of yeast increases and can develop into a thrush infection causing any of the following symptoms: persistent burning and/or itching around the vagina and vulva, redness, swelling and soreness of the tissues of the vagina and vulva and a whitish, odourless discharge from the vagina. Not everybody who has thrush has all these symptoms; you may have only one of them.

How to avoid future recurrences:

- ✓ Wear cotton knickers and loose clothing.
- ✓ Wash daily.
- ✓ After going to the toilet, wipe yourself from the front to back as a thrush infection may be transferred from the bowel.
- ✓ Change your sanitary protection regularly.
- ✗ Try to avoid wearing tights, nylon knickers and close fitting jeans.
- ✗ Try to avoid washing with perfumed soaps or using vaginal deodorants.
- ✗ Do not wash or rub yourself hard with sponges or flannels and avoid hot baths with strong perfumed oils.

If you are still worried or have any questions about the symptoms or the treatment of thrush, do not hesitate to ask your doctor or pharmacist for advice.

For UK residents only: if you have any questions or would like more information, call our Canesten Advice Line on 0845 758 5030. Calls charged at local rate.

This leaflet was last revised in October 2009.

Canesten is a registered trademark of Bayer AG, Germany.